

The Weller Magnastat system operates through a ferro-magnetic sensing device which changes its characteristics when specific temperatures are reached. This causes it to either attract or repel a permanent magnet which operates a power supply switch. In this way power to the heating element can be quickly switched on or off to either provide extra power for soldering operations or reduced power when idling. Various pre-selected tip temperatures are available to permit different types of soldering to be undertaken.

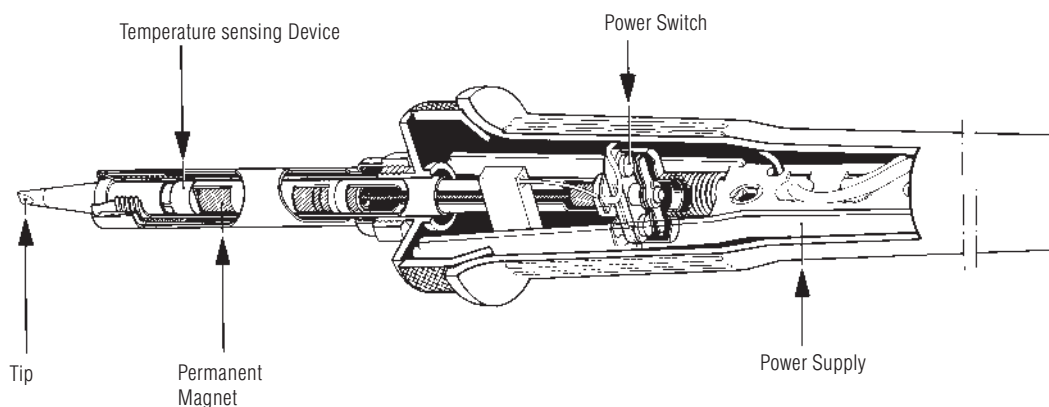
Working temperature selection is achieved by simply changing the

"temperature sensing" soldering tip. These are available in temperature ratings of 260°C, 316°C, 370°C, 425°C and 480°C. The tips are made of pure copper for effective heat conductivity.

The heating element has an optimal heating effect on the tip. This is possible through high precision of the tubes, the winding and insulation, which means that the heating element should never be gripped with pliers or be hammered in any way.

It is quite sufficient to secure the soldering tip by tightening it into the tip sleeve by hand (when the iron is cold). The solder is an important factor for the quality of soldered joints. The most suitable is copper-free SN 60 with a flux core. The flux should be organic and very easily activated. Fluxes with a halogen content should not be used. The soldering operation should be effected in the following order: heating the solder joint then supply the solder between joint and tip. The solder should never be applied to the tip and then to the soldering joint. This causes "dry" joints.

Ferro-Magnetic Controlled Stations



Description*

Magnastat soldering iron
60 W, 230 V, controlled temperature

Consists of:

- Soldering iron W61/60 W
- Support AK 1

Soldering tips: CT-Series see page 146.

Model

W 61

D, F	5 61 036 99
GB	5 61 033 99
CH	5 61 035 99
DK	5 61 036 80
I	5 61 036 81
SA, IND	5 61 036 84
IL	5 61 036 85



Magnastat soldering iron
100 W, 230 V, controlled temperature

Consists of:

- Soldering iron W 101/100 W
- Support AK 1

Soldering tips: CT-Series see page 146.

W 101

D, F	5 61 046 99
GB	5 61 043 99
CH	5 61 045 99
DK	5 61 046 80
I	5 61 046 81
SA, IND	5 61 046 84
IL	5 61 046 85



Magnastat soldering iron
200 W, 230 V, controlled temperature

Consists of:

- Soldering iron W 201/200 W
- Support AK 2

Soldering tips: CT-Series see page 146.

W 201

D, F	5 61 056 99
GB	5 61 053 99
CH	5 61 055 99
DK	5 61 056 80
I	5 61 056 81
SA, IND	5 61 056 84
IL	5 61 056 85

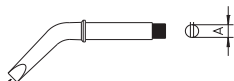


For use with: W 61, W 101, W 201


Description and Model	Width A	Order-No. 260°C	Order-No. 310°C	Order-No. 370°C	Order-No. 425°C
-----------------------	---------	--------------------	--------------------	--------------------	--------------------

For 60 W soldering iron (W61)

Chisel tip straight 	1,6 mm	CT5A5 5 42 005 99	CT5A6 5 42 006 99	CT5A7 5 42 007 99	CT5A8 5 42 008 99
	2,4 mm	CT5B5 5 42 015 99	CT5B6 5 42 016 99	CT5B7 ① 5 42 017 99	CT5B8 5 42 018 99
	3,2 mm	CT5C5 5 42 025 99	CT5C6 5 42 026 99	CT5C7 5 42 027 99	CT5C8 5 42 028 99
	5,0 mm	CT5D5 5 42 035 99	CT5D6 5 42 036 99	CT5D7 5 42 037 99	CT5D8 5 42 038 99

Chisel tip bent (45°) 	1,6 mm	CT5AX5 5 42 105 99	CT5AX6 5 42 106 99	CT5AX7 5 42 107 99	CT5AX8 5 42 108 99
	2,4 mm	CT5BX5 5 42 115 99	CT5BX6 5 42 116 99	CT5BX7 5 42 117 99	CT5BX8 5 42 118 99
	3,2 mm	CT5CX5 5 42 125 99	CT5CX6 5 42 126 99	CT5CX7 5 42 127 99	CT5CX8 5 42 128 99
	5,0 mm	CT5DX5 5 42 135 99	CT5DX6 5 42 136 99	CT5DX7 5 42 137 99	CT5DX8 5 42 138 99

For 100 W soldering iron (W101)

Chisel tip straight 	3,2 mm	-	CT6C6 5 42 206 99	CT6C7 5 42 207 99	CT6C8 5 42 208 99
	5,0 mm	-	CT6D6 5 42 216 99	CT6D7 5 42 217 99	CT6D8 5 42 218 99
	7,0 mm	-	CT6E6 5 42 226 99	CT6E7 ① 5 42 227 99	CT6E8 5 42 228 99
		-			

Chisel tip bent (45°) 	3,2 mm	-	CT6CX6 5 42 306 99	CT6CX7 5 42 307 99	CT6CX8 5 42 308 99
	5,0 mm	-	CT6DX6 5 42 316 99	CT6DX7 5 42 317 99	CT6DX8 5 42 318 99
	7,0 mm	-	CT6EX6 5 42 326 99	CT6EX7 5 42 327 99	CT6EX8 5 42 328 99
		-			

For 200 W soldering iron (W201)

Chisel tip straight 	7,0 mm	-	CT2E6 5 42 406 99	CT2E7 5 42 407 99	CT2E8 5 42 408 99
	10,0 mm	-	CT2F6 5 42 416 99	CT2F7 ① 5 42 417 99	CT2F8 5 42 418 99
	11,0 mm	-	CT2G6 5 42 426 99	CT2G7 5 42 427 99	CT2G8 5 42 428 99
		-			

Chisel tip bent 	7,0 mm	-	CT2EX6 5 42 506 99	CT2EX7 5 42 507 99	CT2EX8 5 42 508 99
	10,0 mm	-	CT2FX6 5 42 516 99	CT2FX7 5 42 517 99	CT2FX8 5 42 518 99
		-			

① Scope of delivery W61