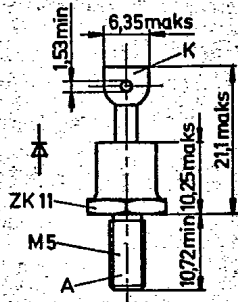


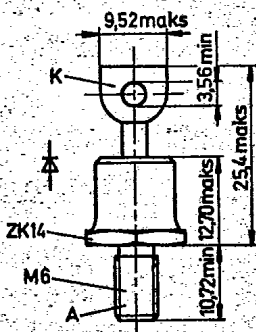
**Sičijevе usmerjalne diode 5 A do 60 A**  
**Silicon power rectifier diodes 5 A to 60 A**

Tip/Type	$U_{RRM}$	$U_{RSM}$ 10 ms	$I_{FAV}$ $\vartheta_{case} = 100^{\circ}C$	$I_{FSM}$ 10 ms $\vartheta_j = 45^{\circ}C$	$\vartheta_{op}$	$U_F$ $\vartheta_{amb} = 25^{\circ}C$	$I_R$		Sl./ Fig.																		
							pri/at $U_{RRM}$																				
							$\vartheta_j = 25^{\circ}C$	$\vartheta_j = 150^{\circ}C$																			
	(V)	(V)	(A)	(A)	( $^{\circ}C$ )	(V)	(mA)																				
PBY 263 PBY 264 PBY 265 PBY 266 PBY 267	200 400 600 800 1 000	240 480 720 1 000 1 200	5	100	40 do/to + 150	1.5 (15 A)	0.1	0.5	9																		
PBY 273 PBY 274 PBY 275 PBY 276 PBY 277	200 400 600 800 1 000	240 480 720 1 000 1 200								10	120	40 do/to + 150	1.5 (30 A)	0.1	0.5												
PBY 283 PBY 284 PBY 285 PBY 286 PBY 287	200 400 600 800 1 000	240 480 720 1 000 1 200														20	300	40 do/to + 150	1.5 (60 A)	0.5	1						
PBY 303 PBY 304 PBY 305 PBY 306 PBY 307	200 400 600 800 1 000	240 480 720 1 000 1 200																				30	360	40 do/to + 150	1.5 (100 A)	0.5	1
PBY 323 PBY 324 PBY 325 PBY 326 PBY 327	200 400 600 800 1 000	240 480 720 1 000 1 200																									



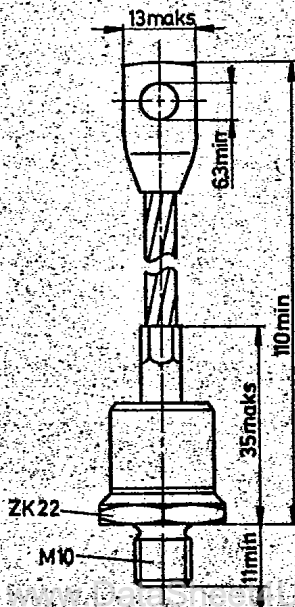
Sl./Fig. 9

DO-4



Sl./Fig. 10

DO-5



Sl./Fig. 11

DO-8 mod

Diode z normalno polariteto imajo na vijaku anodni priključek, diode z nasprotno polariteto pa so označene s črko R.

Normal polarity diodes have stud-anode connections, the stud-cathode connected diodes are denoted by the letter R.