





The TV sorts all stored stations in the Channel List. You can edit this channel list, **set favourites** or set active stations to be listed by using the Channel List options. Press **MENU** button to view main menu. Select Channel List item by using **Left** or **Right** button. Press **OK** to view menu contents. Select **Edit Channel List** to manage all stored channels. Use **Up** or **Down** and **OK** buttons to select **Edit Channel List**. Press **Up** or **Down** button to select the channel that will be processed. Press **Left** or **Right** button to select a function on Channel List menu. Use **P+/P-** buttons to move page up or down. Press **MENU** button to exit.

Sorting Channel List

You can select broadcasts to be listed in the channel list. To display specific types of broadcast, you should use Active channel list setting. Select Active channel list from the Channel list menu by using “” or “” button. Press **OK** button to continue. You can select a network type option from the list by using “” or “” and **OK** buttons.