


ZFKKDS 2,5-5,08

Order No.: 1905023

The illustration shows a 15-position version

<http://eshop.phoenixcontact.de/phoenix/treeViewClick.do?UID=1905023>

PC terminal block, Nominal current: 17.5 A, Nom. voltage: 250 V, Pitch: 5.08 mm, Number of positions: 1, Type of connection: Spring-cage conn., Mounting: Soldering, Conductor/PCB connection direction: 45 °, Color: green, The article can be aligned to create different nos. of positions!

Commercial data

GTIN (EAN)	4017918188702
sales group	E063
Pack	50 pcs.
Customs tariff	85369010
Weight/Piece	0.003056 KG
Catalog page information	Page 103 (CC-2009)

Product notes

WEEE/RoHS-compliant since:
01/01/2003



<http://www.download.phoenixcontact.com>
Please note that the data given here has been taken from the online catalog. For comprehensive information and data, please refer to the user documentation. The General Terms and Conditions of Use apply to Internet downloads.

Technical data

Dimensions / positions

Length	24 mm
Pitch	5.08 mm
Number of positions	1

Pin dimensions	0,8 x 0,8 mm
Hole diameter	1.3 mm

Technical data

Range of articles	ZFKKDS(A) 2,5
Insulating material group	I
Rated surge voltage (III/3)	4 kV
Rated surge voltage (III/2)	4 kV
Rated surge voltage (II/2)	4 kV
Rated voltage (III/2)	320 V
Rated voltage (II/2)	630 V
Connection in acc. with standard	EN-VDE
Nominal current I_N	17.5 A
Nominal voltage U_N	250 V
Nominal cross section	2.5 mm ²
Maximum load current	17.5 A (with 2.5 mm ² conductor cross section)
Insulating material	PA
Inflammability class acc. to UL 94	V0
Internal cylindrical gage	A3
Stripping length	7 mm
Nominal voltage, UL/CUL Use Group B	250 V
Nominal current, UL/CUL Use Group B	10 A
Nominal voltage, UL/CUL Use Group D	300 V
Nominal current, UL/CUL Use Group D	10 A

Connection data

Conductor cross section solid min.	0.2 mm ²
Conductor cross section solid max.	4 mm ²
Conductor cross section stranded min.	0.2 mm ²
Conductor cross section stranded max.	2.5 mm ²
Conductor cross section stranded, with ferrule without plastic sleeve min.	0.25 mm ²
Conductor cross section stranded, with ferrule without plastic sleeve max.	2.5 mm ²
Conductor cross section stranded, with ferrule with plastic sleeve min.	0.25 mm ²
Conductor cross section stranded, with ferrule with plastic sleeve max.	1.5 mm ²

Conductor cross section AWG/kcmil min.	24
Conductor cross section AWG/kcmil max	12
Minimum AWG according to UL/CUL	26
Maximum AWG according to UL/CUL	12

Certificates / Approvals



Certification CUL, UL

CUL

Nominal voltage U_N	300 V
Nominal current I_N	10 A
AWG/kcmil	26-12

UL

Nominal voltage U_N	300 V
Nominal current I_N	10 A
AWG/kcmil	26-12

Accessories

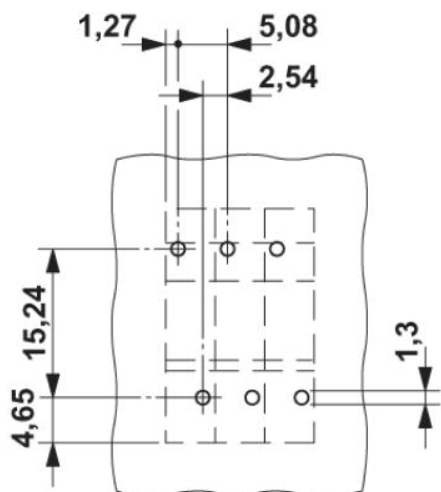
Item	Designation	Description
Marking		
0804293	SK 5,08/3,8:FORTL.ZAHLEN	Marker card, printed horizontally, self-adhesive, 12 identical decades marked 1-10, 11-20 etc. up to 91-(99)100, sufficient for 120 terminal blocks
Tools		
1204517	SZF 1-0,6X3,5	Actuation tool, for ST terminal blocks, also suitable for use as a bladed screwdriver, size: 0.6 x 3.5 x 100 mm, 2-component grip, with non-slip grip

Additional products

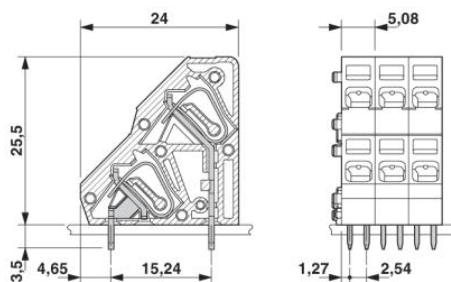
Item	Designation	Description
General		
1905227	ZFKKDS 2,5-5,08 L	PC terminal block, Nominal current: 17.5 A, Nom. voltage: 250 V, Pitch: 5.08 mm, Number of positions: 1, Type of connection: Spring-cage conn., Mounting: Soldering, Conductor/PCB connection direction: 45 °, Color: green, The article can be aligned to create different nos. of positions!
1905036	ZFKKDSA 2,5-6,08 R	PC terminal block, Nominal current: 17.5 A, Nom. voltage: 250 V, Pitch: 5.08 mm, Number of positions: 1, Type of connection: Spring-cage conn., Mounting: Soldering, Conductor/PCB connection direction: 45 °, Color: green, The article can be aligned to create different nos. of positions!

Diagrams/Drawings

Drilling plan/solder pad geometry



Dimensioned drawing



Address

PHOENIX CONTACT GmbH & Co. KG
Flachsmarktstr. 8
32825 Blomberg, Germany
Phone +49 5235 3 00
Fax +49 5235 3 41200
<http://www.phoenixcontact.com>



© 2010 Phoenix Contact
Technical modifications reserved;